




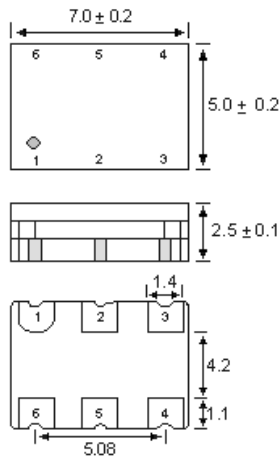
(VC)-TCXP7050



Voltage Control Temp. Comp. Crystal Oscill. VCTCX(O)P
Type VCTCXO(P)7050PQN2.5 LVPECL 2.5V, Jitter 0.8pS

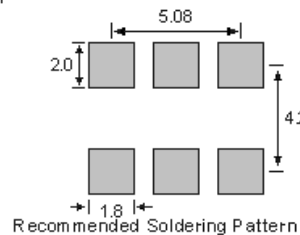
- SMD in ceramic case (7.0 x 5.0 x 2.5) mm
- Tri-State Enable / Disable
- LVPECL Differential
- on Tape & Reel
- RoHS conform: Lead-free product
- Vibration: MIL-STD-202F method 204, 35G, 50 to 2000 Hz
- Shock: MIL-STD-202F method 213B, test cond. E, 1000GG 1/2 sine wave
- Available in many standard and special frequencies

(VC)-TCXO(P) 7050PQN2.5 LVPECL

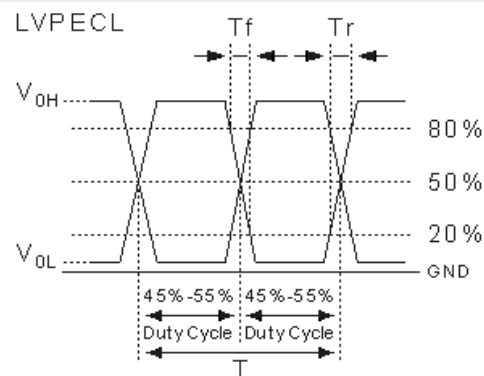


Pad Connections:

- Pad 1 Voltage control for VCTCXO
No connection for TCXO
- Pad 2 Tri-state
- Pad 3 Ground
- Pad 4 Output
- Pad 5 CMOS --- No connection
- Pad 6 Supply voltage



LVPECL Square Wave Output Wave Form



Specifications

Holder Type:	Voltage Control Temperature Compensated Crystal Oscillator , Type VCTCXO(P)7050PQN2.5LVPECL 2.5V
Frequency Range:	10.0 MHz ~ 1.450 MHz
Initial Calibration Tolerance:	± 1.0 ppm max. at 25°C ± 2°C
Frequency Stability Codes (FSC):	
(FSC) Temperature (ref to +25°C):	± 0.5 ppm; ± 2.5 ppm over -30+ 85°C; ± 1.0 ppm over -40+ 85°C (Inclusive Operating Temp., Supply Voltage, & Load)
(FSC) Aging:	± 1.0 ppm max. / year (max.)
(FSC) Voltage Change:	± 0.2 ppm max. , for a ±5% input voltage change.
(FSC) Load Change:	± 0.2 ppm max. , for a ±10% load condition change.
Power Supply Voltage (Vdd):	+ 2.5V D.C. ± 5% (voltage code " 2.5 ")
Output Symmetry (Duty Cycle):	45/55%
Start Up Time:	5 ms max.
Storage Temperature:	-55°C to +150°C
Maximum Supply Current:	156MHz : 25 mA ; 600MHz : 30 mA ; 800MHz : 32 mA; 1 GHz : 36 mA
Current with Output Disabled:	18 mA (typical)
SSB Phase Noise (Frequency 212.5 MHz):	-42dBc/Hz @ 10Hz, -87dBc/Hz @ 100Hz, -105dBc/Hz @ 1kHz -115dBc/Hz @ 10kHz, -118dBc/Hz @ 100kHz, -130dBc/Hz @ 1MHz, -151dBc/Hz @ 10MHz
Output Logic (VOH) (VOL):	1.4V typical, 1.6V max./ 1.1V typical, 0.9V min.
Control Voltage Function (CVF) Pad 1:	
(CVF) Linearity: ±1% typical ±10% max:	(CVF) Absolute Voltage: 4.0V max. // (CVF) Center+ Range: +1.5V ± 1.0V
(CVF) Transfer Function: Positive Transfer	(CVF) Input Impedance: 770 K typical // (CVF) Harmonics: -5.0 dBc max.
(CVF) Frequency Pulling Range:	± 8ppm min.
Output Enable Funktion (OEF) Pad 2:	Output Enable Time/ Disable Time: 200nS max. / 50nS max.
(OEF) Integrated Phase Jitter:	0.8 pS typical (12 KHz to 20 MHz) ; < 150 fS (1.875 KHz to 21 MHz)
Rise/Fall Time (20% to 80% Vdd):	0.2 ns typical < 0.4 ns max. ; Tr/Tf: 20% <-> 80% wave form
See also:	http://www.comtec-crystals.com/docs/G/GMX2.htm

GERMANY:

COMTEC CRYSTALS GmbH · Sultenstrasse 12-14
8 5 5 8 6 P o i n g / G E R M A N Y
Phone +49 8121 778160 · Fax +49 8121 778177
e-Mail info@comtec-crystals.com
Internet: <http://www.comtec-crystals.com>
Subject to change without prior notice.



Technical Data and Graphics are all under
Copyright (c) of Comtec Crystals Group.

FRANCE:

COMTEC CRYSTALS SARL · 23, rue du Faucon
6 7 5 0 0 H a g u e n a u / F R A N C E
Phone +33 388 732162 · Fax +33 388 730118
e-Mail sales@comtec-crystals.com
Internet: <http://www.comtec-crystals.com>
Sous réserve de modifications.